



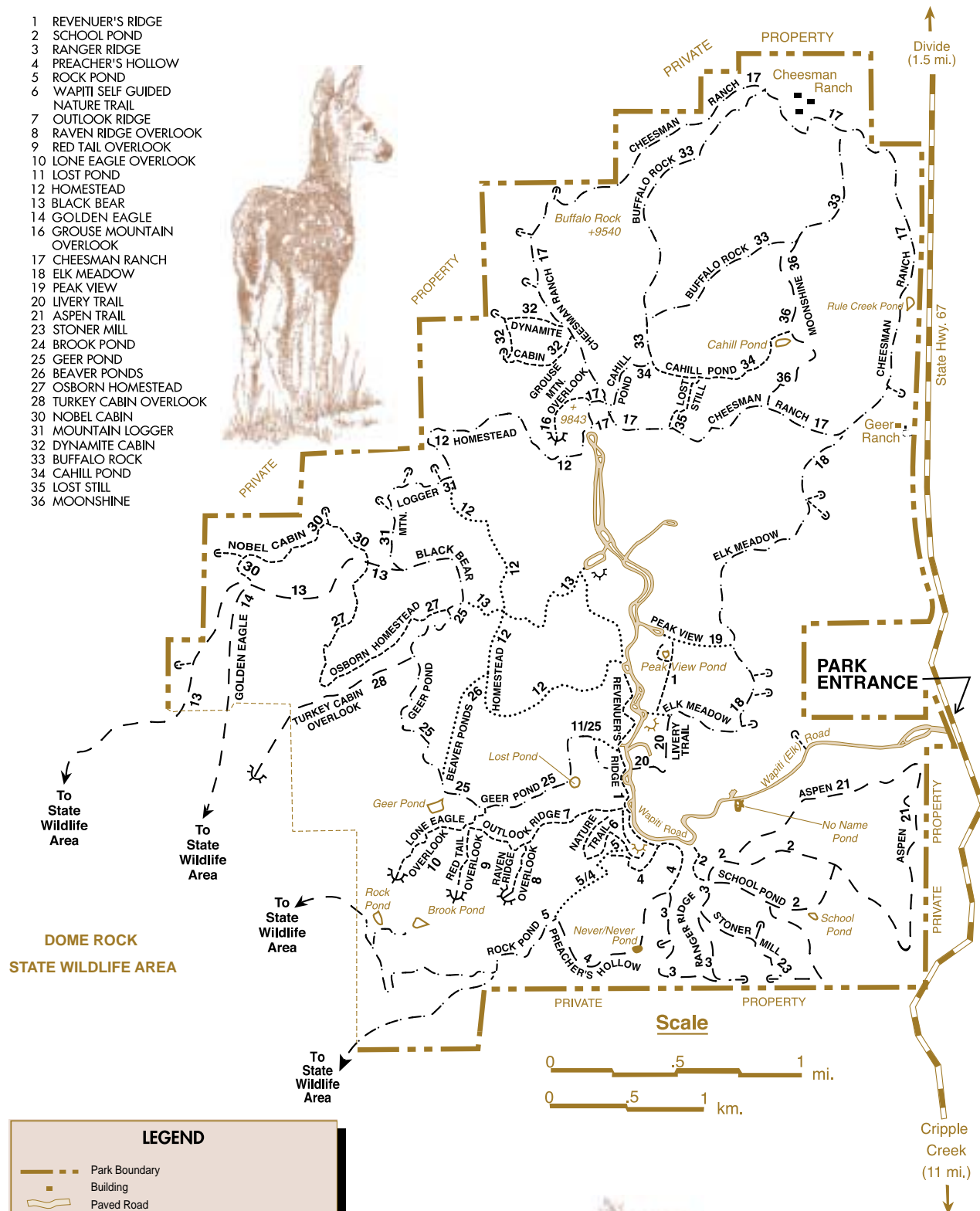
# MUELLER STATE PARK

## RECREATIONAL TRAILS



### TRAILS

- 1 REVENUER'S RIDGE
- 2 SCHOOL POND
- 3 RANGER RIDGE
- 4 PREACHER'S HOLLOW
- 5 ROCK POND
- 6 WAPITI SELF GUIDED NATURE TRAIL
- 7 OUTLOOK RIDGE
- 8 RAVEN RIDGE OVERLOOK
- 9 RED TAIL OVERLOOK
- 10 LONE EAGLE OVERLOOK
- 11 LOST POND
- 12 HOMESTEAD
- 13 BLACK BEAR
- 14 GOLDEN EAGLE
- 16 GROUSE MOUNTAIN OVERLOOK
- 17 CHEESMAN RANCH
- 18 ELK MEADOW
- 19 PEAK VIEW
- 20 LIVERY TRAIL
- 21 ASPEN TRAIL
- 23 STONER MILL
- 24 BROOK POND
- 25 GEER POND
- 26 BEAVER PONDS
- 27 OSBORN HOMESTEAD
- 28 TURKEY CABIN OVERLOOK
- 30 NOBEL CABIN
- 31 MOUNTAIN LOGGER
- 32 DYNAMITE CABIN
- 33 BUFFALO ROCK
- 34 CAHILL POND
- 35 LOST STILL
- 36 MOONSHINE



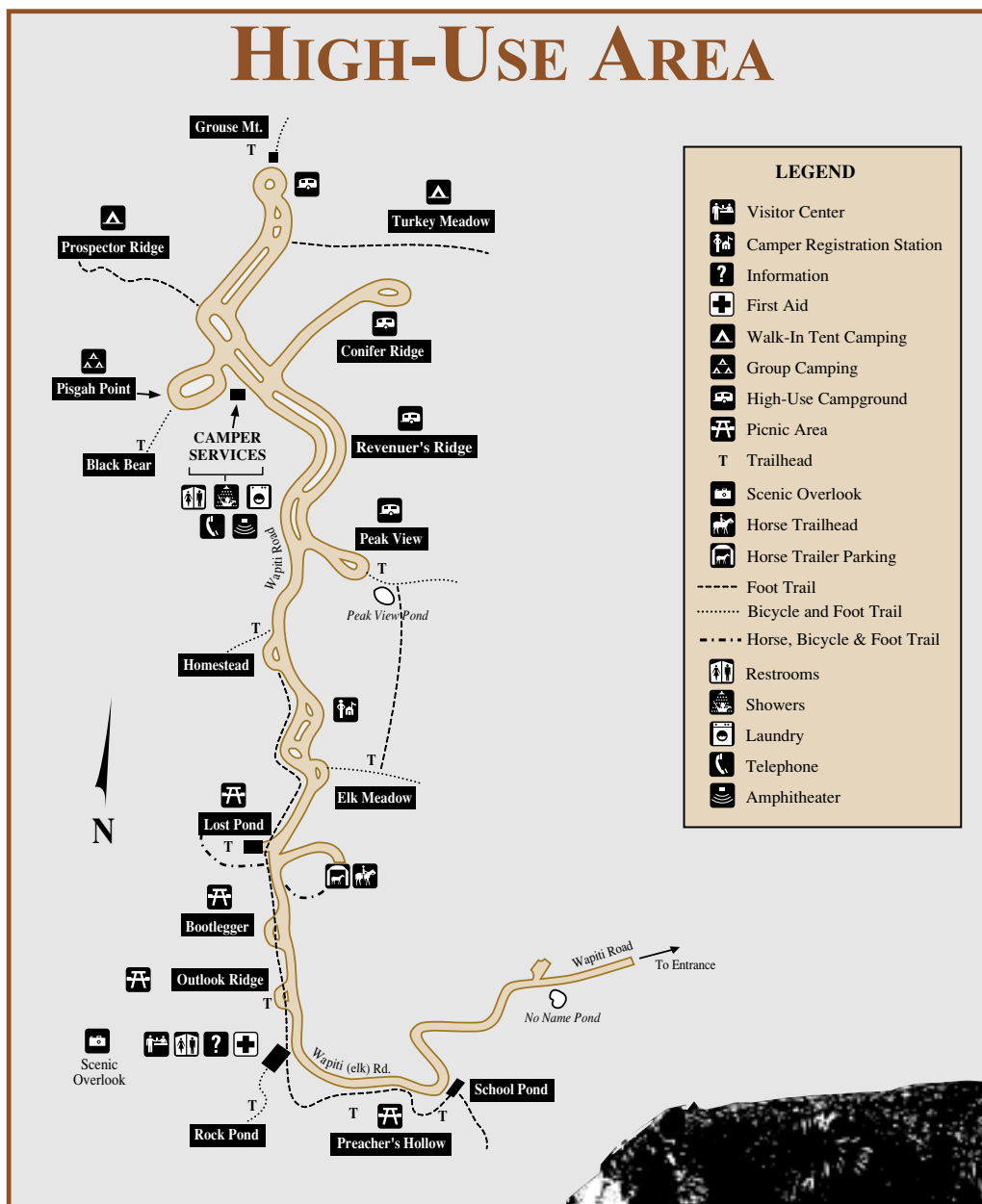
**DOME ROCK STATE WILDLIFE AREA**

### LEGEND

- Park Boundary
- Building
- Paved Road
- Trail Number
- Foot Trail
- Horse and Foot Trail
- Bicycle and Foot Trail
- Horse, Bicycle and Foot Trail
- Scenic Overlook
- Fire Access Road
- State Park/State Wildlife Area Boundary



# HIGH-USE AREA




## WILDLIFE VIEWING ETHICS AND TECHNIQUES

Watching wildlife in their natural habitat can be relaxing, exciting and rewarding. However, we must learn to do so with as little disturbance to the animal as possible.

### Following are some suggestions for successful wildlife viewing:

- Wildlife is the most active at dawn, dusk and after dark. When viewing during times of low light do not use flashlights or spotlights.
- Get out and walk the trails to see wildlife. Viewing is especially good around creeks and ponds.
- Maintain a minimum distance of at least 100 feet from wildlife. If you cause the animal to move or change what it is doing, then you are too close.
- Do not feed any animal in the park. This may create a food source that the animal becomes dependent on.
- Do not chase any animal to get its picture. This is especially true of predators such as bears, mountain lions, coyotes and foxes.
- When photographing wildlife, use a telephoto lens so that you may keep your distance.
- Park regulations prohibit the collection of feathers, antlers, skulls, etc.
- Use binoculars or a spotting scope when viewing wildlife.
- For more information on viewing wildlife – ask a Park Ranger.



### PLEASE OBSERVE THE FOLLOWING:

- Pets are prohibited on all trails and in the backcountry.
- Sign in and out at the trail register.
- Use only designated trails.
- Motorized use is prohibited on all trails.
- Respect natural and historic features.
- Pack out your trash.
- Camping is permitted in designated campsites in the developed campground only.
- Fires are permitted only in designated fire rings and grills.
- Refer to the legend on this map for designated use of trails.
- Do not shortcut trails.

### IF YOU ENCOUNTER A BLACK BEAR...

- **STAY CALM** - leave the area.
- **STOP** - back away, avoid eye contact.
- **SPEAK SOFTLY** - do not shout.
- **NEVER RUN** - always walk away.
- **BE ALERT** - of your surroundings at all times.