

MUELLER STATE PARK Campgrounds

GROUSE MOUNTAIN CAMPGROUND

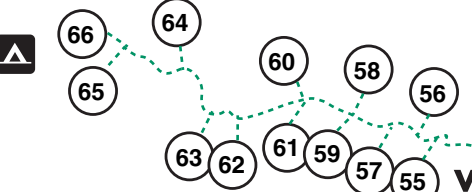
Sites 91 - 99
& 110-132

TURKEY MEADOW CAMPGROUND

Walk-in Tent Sites 100 - 109

PROSPECTOR RIDGE CAMPGROUND

Walk-in Tent Sites 55 - 66



PISGAH POINT CAMPGROUND

Sites 70 - 80

GROUP CAMPGROUND BY RESERVATION ONLY

Call (719) 687-2366 to reserve
this campground through the park.

Call 1-800-678-CAMP for all other reservations

CONIFER RIDGE CAMPGROUND

Sites 23 - 50

REVENUER'S RIDGE CAMPGROUND

Sites 6 - 22, 51 - 54
67 - 69 & 81 - 90

RENTAL CABINS

-  Pine
-  Ponderosa
-  Spruce













PEAK VIEW CAMPGROUND

Sites 1 - 5

Peak View Pond

Wapiti (elk) Rd.

LEGEND

 Camper Registration Station	CAMPER SERVICES	 Restrooms
 Rental Cabins		 Coin Showers
 Walk-In Tent Camping Only		 Laundry
 High Use Campground		 Playground
 Dump Station		 Vault Toilet
 Amphitheater		
 Walk-In Tent Sites		

THIS MAP BEGINS APPROXIMATELY
2 MILES PAST THE MAIN ENTRANCE
STATION AT HIGHWAY 67.

**PLEASE DO NOT TIE
ANYTHING TO TREES.**